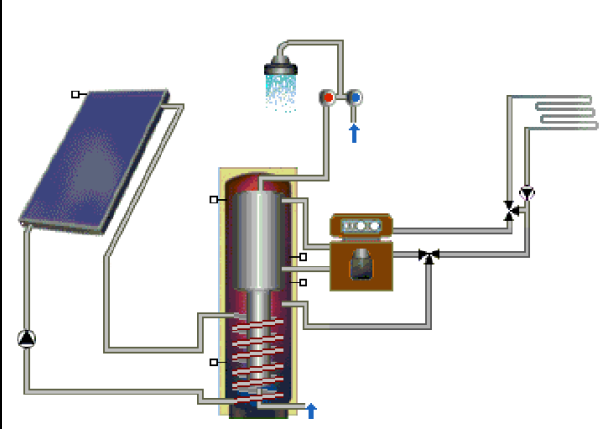


Description:	Definition of the reference solar system for domestic hot water preparation and space heating (combi) for single family house (SFH), Austria
Date:	30.11.2016, revised 07.11.2017
Authors:	Thomas Ramschak, François Veynandt (AEE INTEC)
Download possible at:	<a href="http://task54.iea-shc.org/">http://task54.iea-shc.org/</a>

## Introduction

This document describes the reference solar combined (combi) system for domestic hot water preparation and space heating in Austria. The system is modelled with TSol to calculate the fuel consumption and electric energy, as well as the substituted fuel provided by the combisystem, which are needed to provide the required domestic hot water and space heating. Using this result the levelized costs of heat (LCOH) for the substituted fuel is calculated using Equation 1, with the reference costs for the investment of the system, installation costs, fuel and electricity costs.

## Hydraulic Scheme of the System

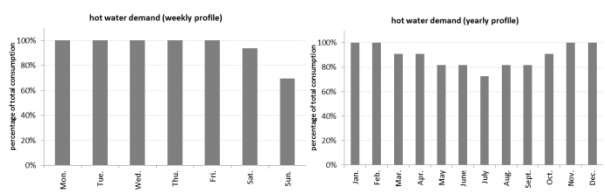
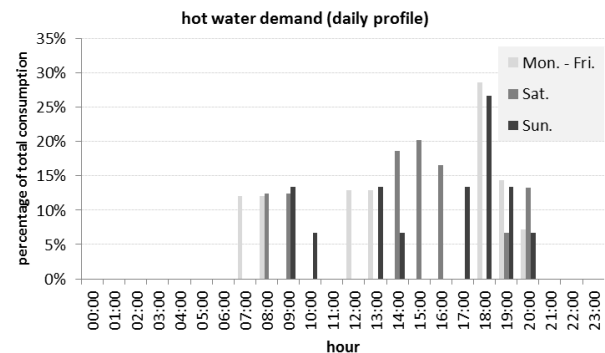
	<b>Key data</b>	
	Collector area (one collector)	2.0 m <sup>2</sup>
	Heat store volume	1500 l
	Location	Graz, Austria
	Hemispherical irradiance on horizontal surface	$\Sigma G_{\text{hem,hor}} = 1126 \text{ kWh}/(\text{m}^2 \text{ a})$
	Lifetime of system	25 years

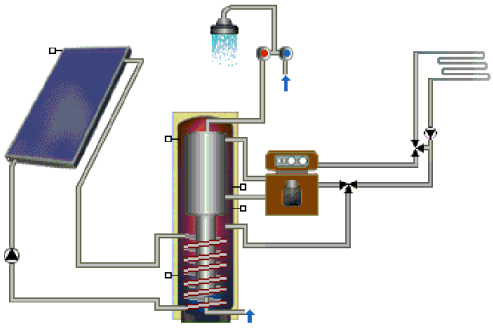
## Levelized Cost of Heat (LCOH)

LCOH solar part without VAT	0.152 €/kWh
LCOH conventional part without VAT	0.109 €/kWh
LCOH complete system without VAT	0.120 €/kWh

## Details of the system

Location	Austria, Graz
Type of system	Solar combisystem
Weather data including - hemispherical irradiance on horizontal surface - beam irradiance on horizontal surface - diffuse irradiance on horizontal surface - ambient temperature in hourly values	TSol $\Sigma G_{\text{hem,hor}} = 1126 \text{ kWh}/(\text{m}^2 \text{ a})$ $\Sigma G_{\text{beam,hor}} = 482 \text{ kWh}/(\text{m}^2 \text{ a})$ $\Sigma G_{\text{diff,hor}} = 644 \text{ kWh}/(\text{m}^2 \text{ a})$ $T_{\text{amb,av}} = 9.2 \text{ }^\circ\text{C}$
Collector orientation - collector tilt angle to horizontal - South deviation of collector - ground reflectance - resulting hemispherical irradiance on tilted surface Load information including - heat demand space heating - tapping profile	35 ° south = 0° 0.2  $\Sigma G_{\text{hem,tilt}} = 1280 \text{ kWh}/(\text{m}^2 \text{ a})$  10.29 MWh/a [1] 3.19 MWh/a [1]
- tapping temperature - average inlet temperature of cold water - cold water inlet temperature amplitude	60°C 9.6 °C 0 K



Hydraulic scheme of the system	
<b>Collector information based on gross area</b>	<b>T*SOL Database Standard Flat-Plate Collector</b>
Number of collectors	8
Collector area of one collector	2.0 m <sup>2</sup>
Maximum collector efficiency	0.8
Incidence angle modifier for direct irradiance $b_0$	0.88 (at 50°)
Incidence angle modifier for diffuse irradiance $K_d$	0.83
Linear heat loss coefficient $a_1$	3.69 W/(m <sup>2</sup> K)
2nd order heat loss coefficient $a_2$	0.007 W/(m <sup>2</sup> K <sup>2</sup> )
Effective heat capacity $C_{eff}$	6.0 kJ/(m <sup>2</sup> K)
<b>Heat store parameters</b>	<b>T*SOL Database</b>
Heat store volume	1500 L
Auxiliary volume for DHW preparation	300 L
Store inner diameter	1.0 m
Rel. Height of solar inlet	0.4
Rel. Height of solar outlet	0.02
Rel. Height of auxiliary inlet	0.90
Rel. Height of auxiliary outlet	0.60
Rel. Height of space heating inlet	0.5
Rel. Height of space heating outlet	0.45
Rel. Height of cold water inlet	0.01
Rel. Height of hot water outlet	0.99
Rel. Height of sensor for collector loop	0.19
Rel. Height of sensor for auxiliary heating	0.65
Set temperature for DHW	60.0 °C +- 3 K
Overall heat loss capacity rate of store	8.5 W/K
Effective vertical conductivity	1.2 W/(mK)
Heat transfer capacity rate of solar loop HX	$(kA)_{WT,Sol} = 1000 \text{ W/K}$
Heat transfer capacity rate of auxiliary loop HX	- (direct integration)
Volume solar loop HX (Heat eXchanger)	10 L
Volume auxiliary loop HX	- (direct integration)
Maximum heat store temperature	90 °C
Ambient temperature of heat store	15 °C

<b>Solar thermal controller and hydraulic piping</b>	
Total pipe length of collector loop	10.6 m
Inner diameter of collector loop pipe	18 mm
Mass flow collector loop	40 kg/(m <sup>2</sup> h), constant
Temperature difference collector start-up	8 K
Temperature difference collector shut-off	3 K
Electric power of solar thermal controller	3 W
Operating hours of solar thermal controller per year	8760 h
Electric consumption of controller per year	26.3 kWh
Electric power of solar loop pump	7 W
Operating hours of solar loop pump	1872 h
Electric consumption of solar loop pump per year	13.1 kWh
<b>Conventional back up system</b>	
Type of auxiliary heating	Oil boiler
Boiler capacity	12 kW
Mass flow	-
Efficiency factor of boiler	0.85
Electric power of controller	3 W
Operating hours of controller per year	8760
Electric consumption of controller per year	26.3 kWh
Electric power of pump	7 W
Operating hours of pump (aux. Heating + space heating)	4165 h
Electric consumption of pump per year	29.2 kWh
<b>Investment costs conventional part</b>	
<b>Overall investment costs</b>	<b>7560 € [2]</b>
<b>Investment costs solar thermal system</b>	
Solar thermal collector, heat store, solar thermal controller solar thermal hydraulic components	9795 € [3]
Installation	2700 € [3]
Credit conventional heat store and share of installation	-2120 € [3]
<b>Overall investment costs solar thermal part I<sub>0</sub></b>	<b>10375 €</b>
<b>Operation costs conventional part per year</b>	
Heat demand hot water	2200 kWh/a
Fuel demand hot water	2588 kWh/a
Heat demand space heating	8220 kWh/a
Fuel demand space heating	9671 kWh/a
<b>Fuel demand hot water + space heating E<sub>f</sub></b>	<b>12259 kWh/a</b>
Cost per kwh fuel (oil)	0.066 €/kWh [2]
Fuel costs	809 €/a
Electricity demand	55.4 kWh/a
Cost per kwh electric energy	0.17 € [4]
Electricity costs	9.4 €/a
Maintenance costs	220 €/a
<b>Yearly operation and maintenance cost conventional part C<sub>t</sub></b>	<b>1038.5 €</b>

<b>Operation costs solar part per year</b>	
Electricity demand	39.4 kWh/a
Cost per kwh electric energy	0.17 € [4]
Electricity costs	6.7 €/a
Maintenance costs ( $I_0 \cdot 2\%$ )	207.5 €/a
<b>Yearly operation and maintenance cost solar part <math>C_t</math></b>	<b>214.2 €/a</b>
Fractional energy savings with credit for 120l-store, UA=1.75 W/K	25.3 %
<b>Saved final energy (year t) <math>E_t</math></b>	<b>4142 kWh</b>
Lifetime of system	25 year
Corporate tax rate TR	0 %
Asset depreciation (year t) $dep_t$	0 €
Subsidies and incentives (year t) $S_t$ (considered in $I_0$ )	0 €
Residual value RV	0 €
Discount rate r	0 %
VAT rate	20 %
<b>LCOH solar part without VAT</b>	<b>0.152 €/kWh</b>
<b>LCOH conventional part without VAT</b>	<b>0.109 €/kWh</b>
<b>LCOH complete system without VAT</b>	<b>0.120 €/kWh</b>

Calculation of levelized cost LCOH [5,6]:

$$LCOH = \frac{I_0 + \sum_{t=0}^T \frac{C_t(1 - TR) - DEP_t \cdot TR - S_t - RV}{(1 + r)^t}}{\sum_{t=1}^T \frac{E_t}{(1 + r)^t}} \quad (1)$$

Where:

$LCOH$ : Levelized cost of heat in €/kWh

$I_0$ : Initial investment in €

$C_t$ : Operation and maintenance costs (year t) in €

$TR$ : Corporate tax rate in %

$DEP_t$ : Asset depreciation (year t) in €

$S_t$ : Subsidies and incentives (year t) in €

$RV$ : Residual value in €

$E_t$ : Saved final energy (year t)/Fuel demand in kWh

$r$ : Discount rate in %

$T$ : Period of analysis in year

## Annex: Comparison to figures published in Solar Heat Worldwide

To compare the above presented LCOH based on the saved final energy with the  $LOCH_{SHWW}$  presented in Solar Heat World Wide based on the collector yield ( $I_0$  without considering the conventional part,  $C_t$ : 0.5% of  $I_0$ ,  $E_t$  solar collector yield,  $r$ : 3%,  $T$ : 25 years) the following table is presented:

Collector yield (year t) $E_t$	5290 kWh
<b><math>LOCH_{SHWW}</math> solar part without VAT</b>	<b>0.147 €/kWh</b>

## References

- [1] AEE INTEC
- [2] VOLLKOSTENVERGLEICH für neue Heizsysteme in Österreich - ÖNORM M7140, 21.10.2016  
(<https://www.wko.at/Content.Node/branchen/oe/Mineraloelindustrie/Vollkostenvergleich-Heizungen-nach-OENORM.pdf>)
- [3] Franz Mauthner, Werner Weiss, and Monika Spörk-Dür, "Solar Heat Worldwide - Markets and Contribution to the Energy Supply 2014 - 2016 EDITION."
- [4] Oesterreichs Energie - Strompreis (<http://oesterreichsenergie.at/daten-fakten/statistik/Strompreis.html>)
- [5] Y. Louvet, S. Fischer et. al. IEA SHC Task 54 Info Sheet A01: Guideline for levelized cost of heat (LCOH) calculations for solar thermal applications", March 2017. Download: <http://task54.iea-shc.org/>
- [6] Y. Louvet, S. Fischer et.al. Entwicklung einer Richtlinie für die Wirtschaftlichkeitsberechnung solarthermischer Anlagen: die LCOH Methode. 27. May 2017. Symposium Thermische Solarenergie, Bad Staffelstein.

Logg of Revisions

Date	Page	Revision	Author
		previous file name: Austria_Task 54_Info Sheet_Combi-SFH-Austria_updated3v.docx	
29.10.2017	1	Layout adjustment, header on first page	M. Meir
	5-6	Added references nr. 5 and 6 and their reference in the text = Calculation of levelized cost LCOH [5,6]	M.Meir
07.11.2017	1	re-named info sheet A07 to AR04	M.Meir
	1	renamed sheet in header to " Single-family Solar combisystem"	
	1, 4	replaced kWh <sub>th</sub> with kWh	
12.11.2017	1	header: - re-named info-sheet from AR04 to A05 - small change in title: " Solar combisystem system, single-family house"	M. Meir